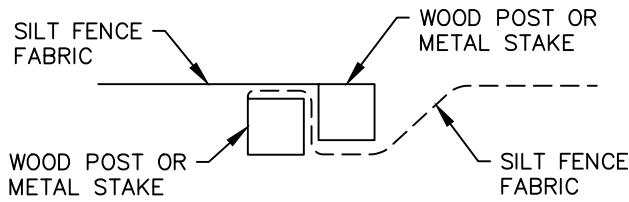
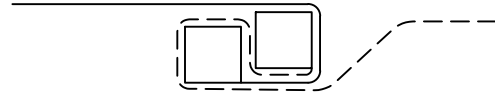


ATTACHING TWO SILT FILTER FENCES (NOT APPLICABLE FOR J-HOOKS)



PLACE END-POST (STAKE) OF FIRST SILT FENCE ADJACENT TO END-POST (STAKE) OF SECOND SILT FENCE WITH FABRIC POSITIONED AS SHOWN

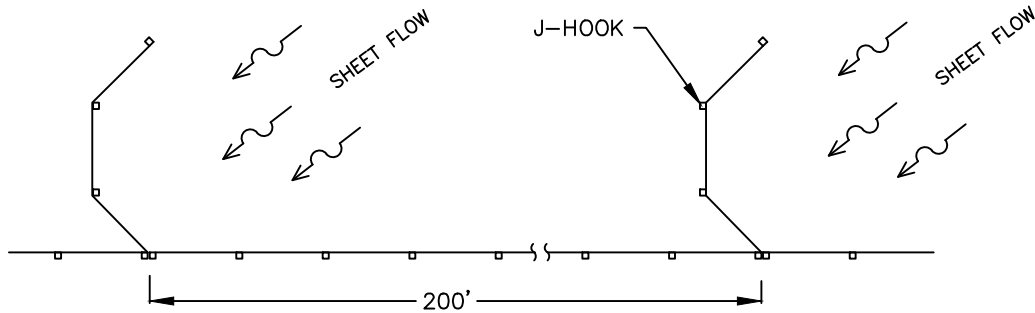
STEP 1



ROTATE POSTS (STAKES) TOGETHER 180 DEG. CLOCKWISE AND DRIVE BOTH POSTS (STAKES) 18" INTO GROUND

STEP 2

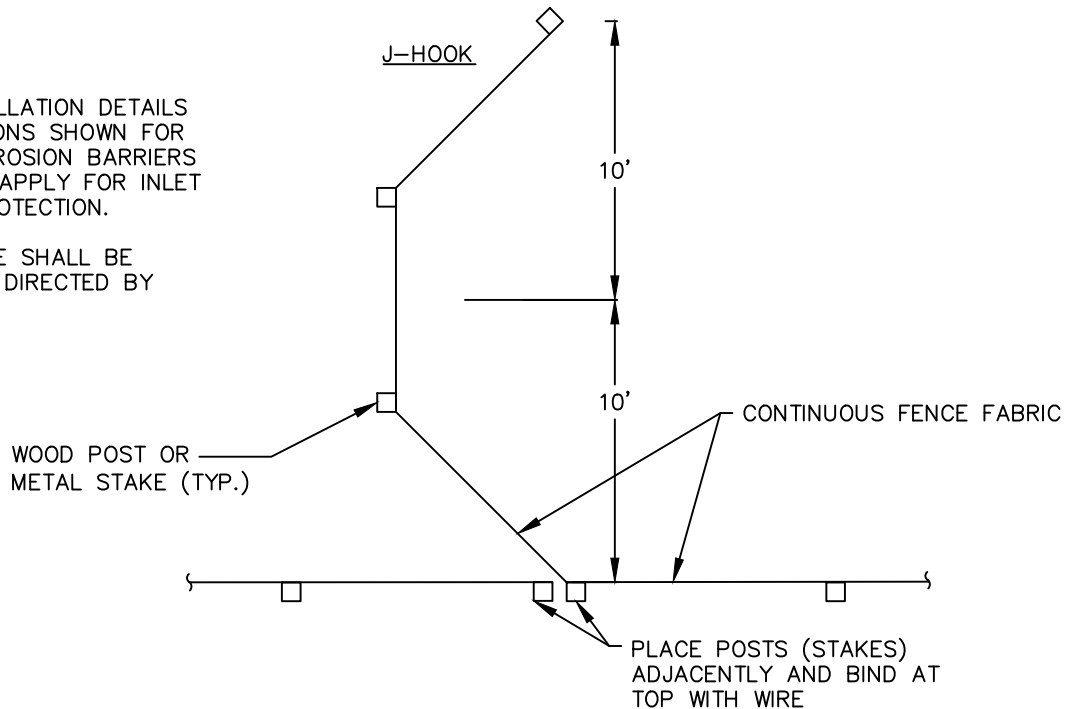
SILT FILTER J-HOOK PLACEMENT



NOTES:

1. THE INSTALLATION DETAILS AND DIMENSIONS SHOWN FOR PERIMETER EROSION BARRIERS SHALL ALSO APPLY FOR INLET AND PIPE PROTECTION.

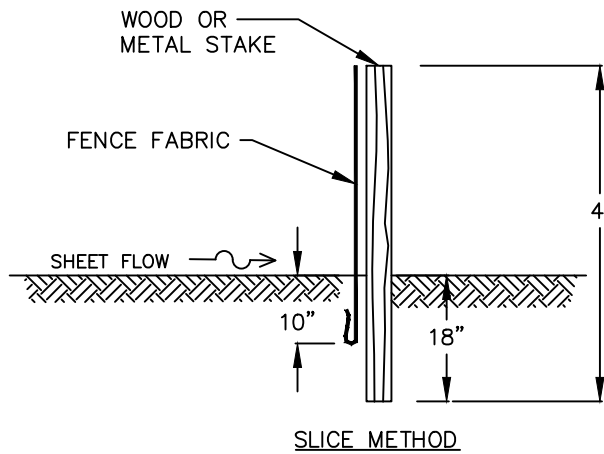
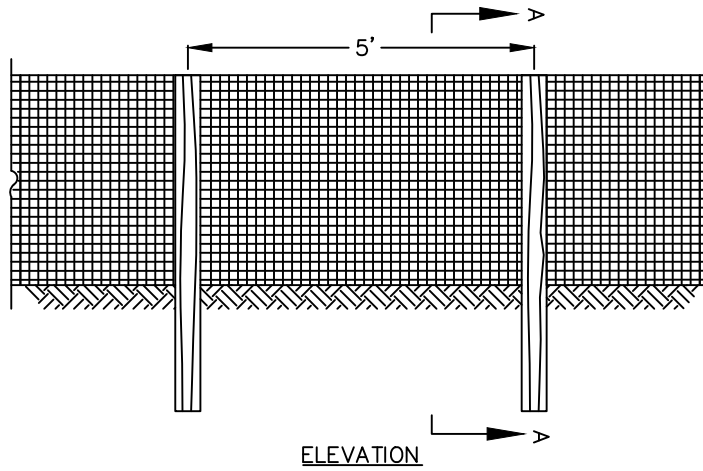
2. SILT FENCE SHALL BE REMOVED AS DIRECTED BY ENGINEER.



SILT FENCE DETAIL

DATE	REVISIONS
4-30-20	Revised Notes & Specifications

SILT FILTER FENCE AS A
PERIMETER EROSION BARRIER



SECTION A-A

SILT FENCE DETAIL

DATE	REVISIONS
4-30-20	Revised Notes & Specifications